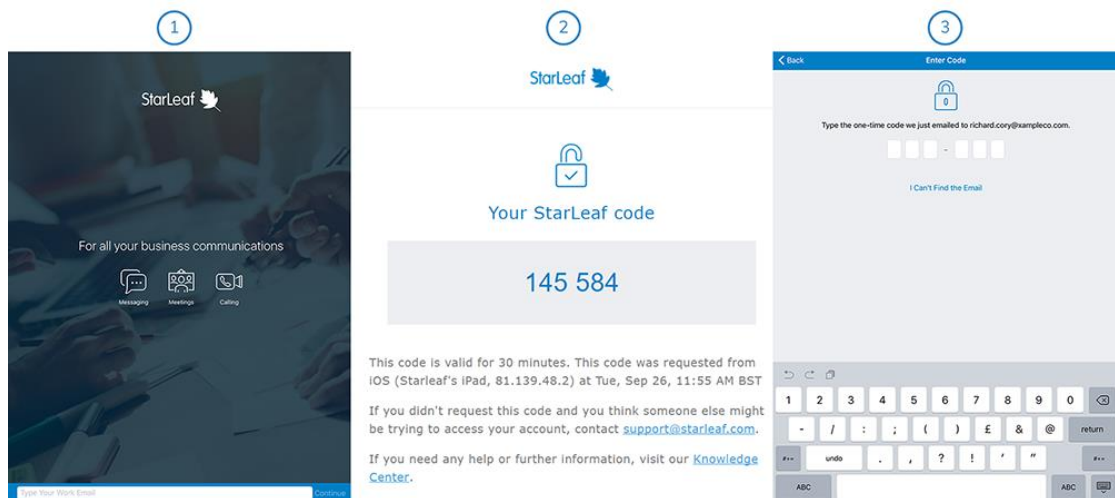




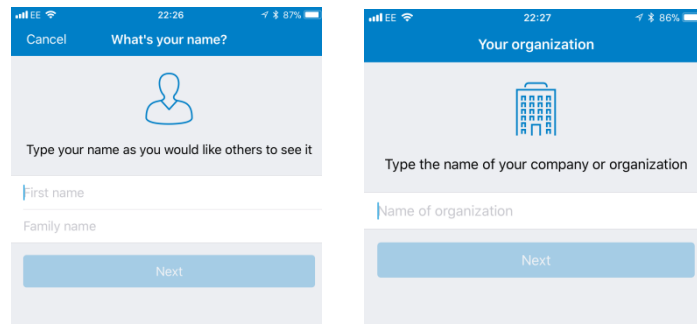
Setting up your account

[click to download the app](#)

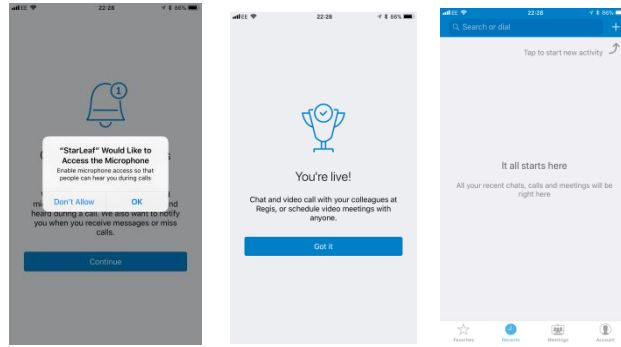
1. Choose software for your device eg; ios, android, Mac, windows desktop.
2. Open the App. (picture 1) and enter your email address (bottom of screen).
2. StarLeaf sends you an email containing your 6-digit one-time code. (picture 2)



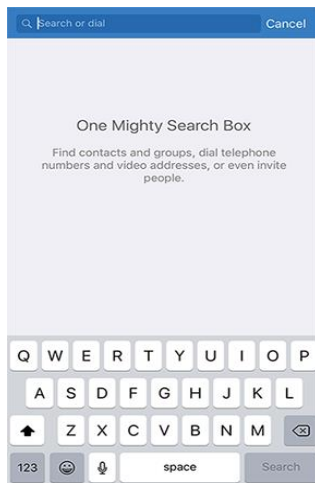
3. Type the code into the app and you are signed in on that device. (picture 3)



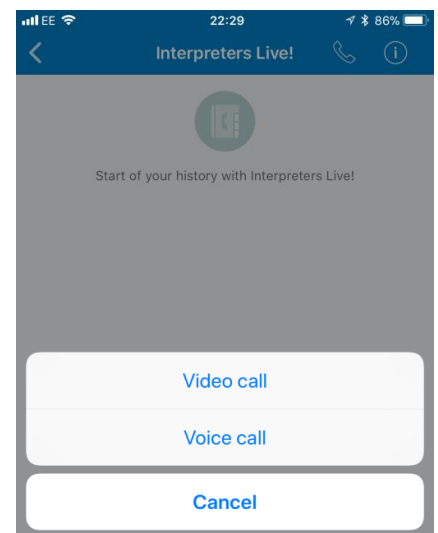
You will be asked access rights, click OK to all, you are now live!



Making a Call



1. In the app, search for **InterpretersLive!** by typing interpreterslive@signsolutions.uk.com into the search or dial box
2. Select the phone icon.
3. Select video call



Creating favourites

You can star people and/or groups to appear in your favourites. This will allow you to access them quickly and easily in the future.

1. Search InterpretersLive! or person by typing their name into the search or dial box at the top of the page.
2. Select the ★ icon. This will turn bold, indicating that the contact has been added to your favourites.

